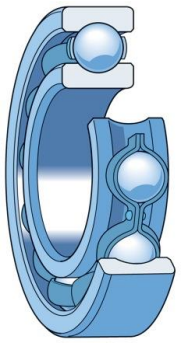
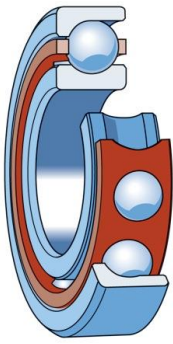


B2K BEARING IDENTIFICATION CHART



DEEP GROOVE BALL BEARINGS



ANGULAR CONTACT BALL BEARING



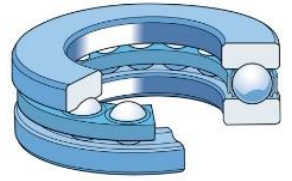
DOUBLE ROW ANGULAR CONTACT BALL BEARING



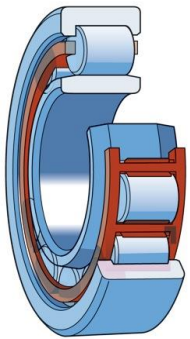
FOUR POINT ANGULAR CONTACT BALL BEARING



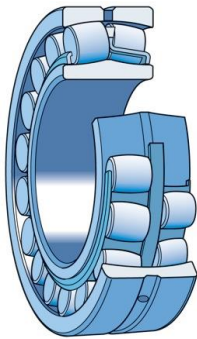
SELF ALIGNING BALL BEARING



THRUST BALL BEARING



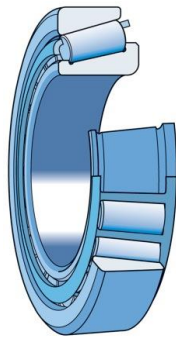
CYLINDRICAL ROLLER BEARING



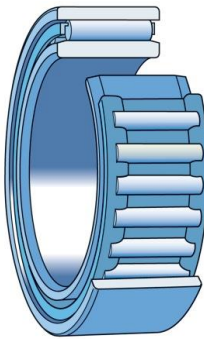
SPHERICAL ROLLER BEARING



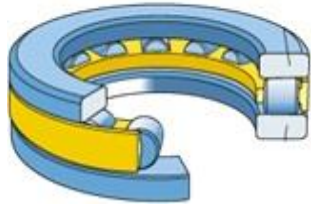
CARB BEARING



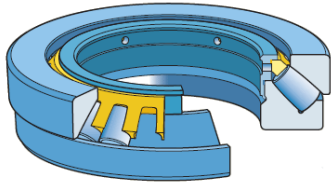
TAPER ROLLER BEARING



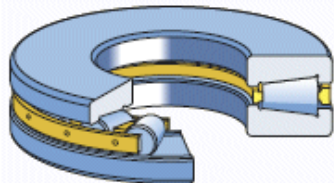
NEEDLE ROLLER BEARING



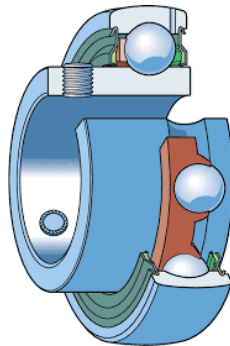
CYLINDRICAL ROLLER THRUST BEARING



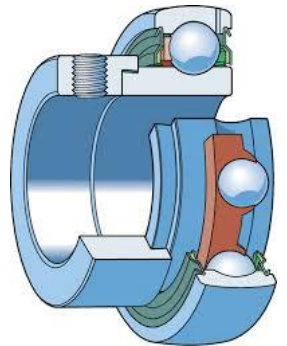
SPHERICAL ROLLER THRUST BEARING



TAPER ROLLER THRUST BEARING



Y-BEARING INSERT WITH SET SCREW



Y-BEARING INSERT WITH LOCKING COLLAR



PILLOW BLOCK UNIT



2 HOLE FLANGE UNIT



4 HOLE FLANGE UNIT



TAKE UP UNIT



PLUMMER BLOCK

